

# e-dent 100

<b>Instructions for use</b>	<b>english</b>
-----------------------------	----------------

### Description:

e-dent 100 is a light curing material for use in an additive manufacturing system. It is especially designed for producing individual long term temporary restorations. The material is adjusted and designed for the DLPM equipment (Digital Light Projection Manufacturing) developed by Envisiontec GmbH.

### Hardware requirements:

Perfactory DDP (Dental Digital Printer).  
Information about the system is available from:

Envisiontec GmbH  
Germany; USA  
www.envisiontec.com

Please follow the hardware instructions provided by the hardware manufacturer concerning the build styles and support recommendations for e-dent 100.

### Software requirements (e.g.):

DWOS Design Modul from Dental Wings  
Version 2.1.0.6523 or later  
Dental Designer from 3 Shape  
Version 2008 or later with CAMBridge  
Version 2.0.1.1 or later

### Composition:

e-dent 100 consists of Tetrahydrofurfuryl methacrylate, urethane dimethacrylate, phosphin oxide and multi functional acrylic resins and fillers of 0.04 – 0.7 micron sized particles of inorganic fillers.

### Physical Properties:

Property	Value	Standard
<b>Flexural strength</b>	>100 MPa	DIN EN ISO 4049
<b>Modulus of elasticity</b>	>4500MPa	DIN EN ISO 4049
<b>Inorganic filler</b>	49,8 % by weight	
<b>Water absorption</b>	complies with EN ISO 10477	
<b>solubility</b>	complies with EN ISO 10477	







### Colours:

e-dent 100 is available in the following shades:

e-dent A1	e-dent A2	e-dent A3
		

### Indication:

e-dent 100 is used for the fabrication of multi-unit, fully or partially anatomical long-term temporary crown and bridge restorations.

	Indication	e-dent
Anterior Crown		✓
Posterior Crown		✓
Anterior Bridge 3 units, 1 pontic		✓
Posterior Bridge 3 units, 1 pontic		✓
Anterior Bridge 4 units, 1 pontic		✓
Posterior Bridge 4 units, 1 pontic		✓

### Contraindications:

Placement of e-dent 100 restorations is contraindicated

- if a patient is known to be allergic to any of the ingredients
- for bridges with more than one pontic.

### Geometric presettings:

#### Connector areas (minimum):

Anterior bridges: 12 mm<sup>2</sup>  
Posterior bridges: 14 mm<sup>2</sup>

#### Minimum wall thickness:

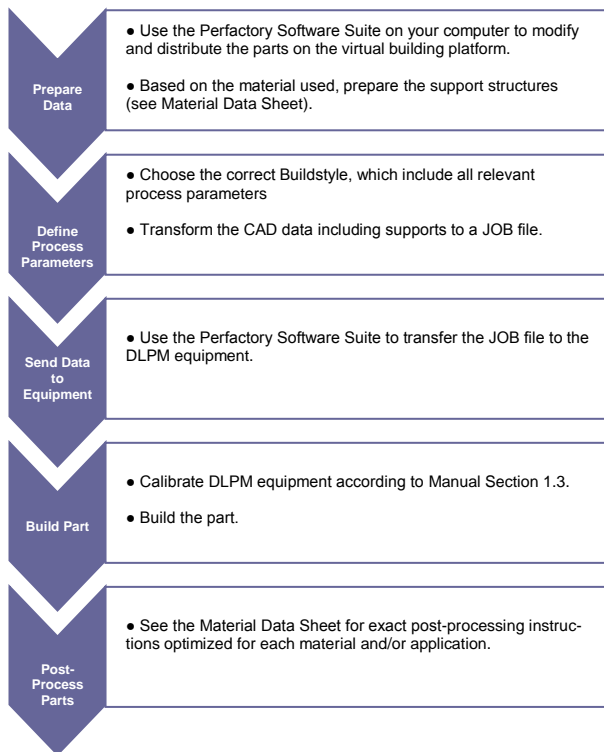
occlusal: 1.5 mm in the central fissure  
circumferential: 1 mm

### Materialparameter (DDP):

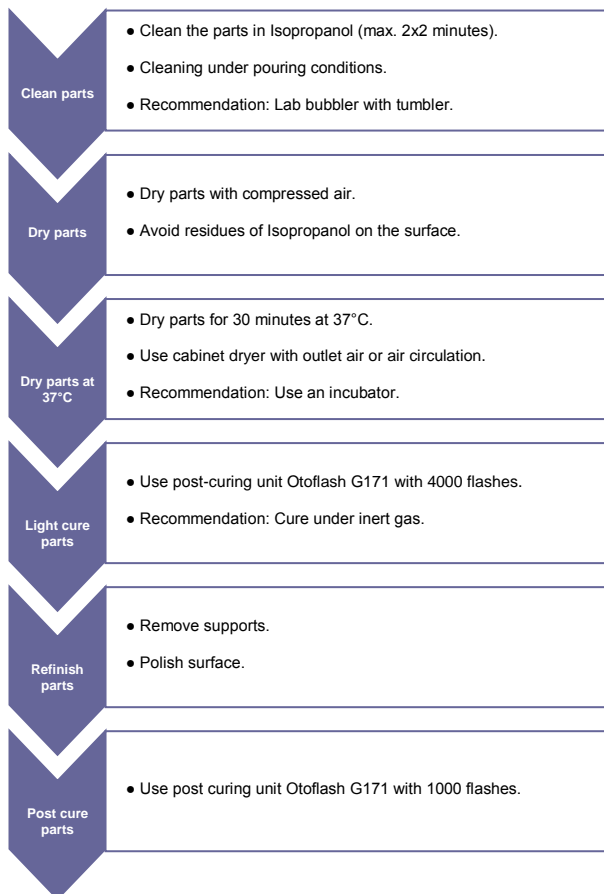
Power DDP/ Emission in mW/dm <sup>2</sup>	Material	colour	Exposure / Voxelplain	Curing depth	Voxel depth
180	e-dent 100	<b>A1</b>	3,5 s	120-150µ	100µ
180	e-dent 100	<b>A2</b>	3,5 s	120-150µ	100µ
180	e-dent 100	<b>A3</b>	3,5 s	120-150µ	100µ

This product was developed for use in the dental sector and should be used in accordance with the instructions for use. The manufacturer does not accept liability for damage caused by its use for any other purpose. Furthermore, the user must independently check the material for its suitability and applicability for the intended purposes before using it, especially if he diverts from the process described in the instructions for use, or if his process is not described in the instructions for use.

## Manufacturing Process DDP:



## Post Processing:



## FINAL PRODUCT

## Characterisation:

The temporary restorations, especially in the translucent incisal area, can be characterized with light curing dental composites. The reduction of

the restoration in the incisal and vestibular area should not be greater than 0.3 mm.

Please follow the user instruction of the dental composite manufacturer.

## Cementation:

Basically, eugenol-free provisional cements / adhesive materials are suitable.

Please follow the user instructions and indications of the respective manufacturers.

Condition the inner surface of the crown by:

A: Microetching (sandblasting) the inner crown surface, or

B: Use a light curing primer / connector

## Notices:

The final properties depend on the post process. The post curing is adjusted on the light curing unit Otofash G171 with / without inert atmosphere. Using an alternative light source may affect the final properties of the product. Please notice that the light sources need routine maintenance following the manufacturer's instructions.

## Warning Notices:

e-dent 100 may act irritant and sensitizing. Avoid skin, mucosa and eye contact. Wear protective gloves / clothes / goggles. After unintended contact, rinse affected body parts with plenty of water. After eye contact rinse with plenty of water and ask for medical advice.

e-dent 100 may damage the unborn child and is suspected of damaging fertility. Avoid breathing of vapours. Use exhauster.

Young people, pregnant and breastfeeding mothers must not come in contact with unpolymerized material. Pay attention to material safety data sheet.

## Storage Instructions:

Do not store above 30°C / 86°F.

Protect uncured material from light. Self-polymerisation is possible.

	<b>Manufacturer:</b>	<b>Sales &amp; Distribution:</b>
<b>DeltaMed</b> <b>CE 0124</b>	DeltaMed GmbH	Envisiontec GmbH
	Raiffeisenstraße 8a	Brüsseler Str. 51
	D-61169 Friedberg	D-45968 Gladbeck
	Fon: +49 6031-7283-0	Fon: +49 2043-9875-0
	Fax: +49 6031-7283-29	Fax: +49 2043-9875-99